



*THE FEDERATION  
OF  
AUSTRALIAN MOVIE  
MAKERS Limited*  
NATIONAL CONVENTION  
SUNSHINE COAST  
17<sup>th</sup> to 21<sup>st</sup> May, 2010

**February 2010**

SUN	MON	TUE	WED	THU	FRI	SAT
	1	2	3	4	5	6
7	8	9	10			
14	15	16	17			
			24			

**8th February 7.30pm**  
**Monday Committee Meeting**  
With Laurie Chesterfield

**3rd February 7.30pm**  
**Wednesday Club Meeting**  
**'One Minute Competition'**  
**Plus**  
**Auction, so bring those things**  
**you don't need anymore**

**March 2010**

SUN	MON	TUE	WED	THU	FRI	SAT
	1	2	3	4	5	6
7	8	9	10			
14	15		17			

**9th March 7.30pm Tuesday**  
**Committee Meeting**  
With Geoff Peel

**3rd March 7.30pm**  
**Wednesday Club Meeting**  
**Novice Competition**  
**plus Add-on Software**  
**For NLE packages**

2009 COMPETITIONS & FUNCTIONS	
February 2010	One Minute Competition plus Club Auction
March 2010	Novice Competition
April 2010	'Featured Jewellery' Create a movie featuring at least one piece of jewellery in your story
May 2010	Intermediate Competition

# From the Presidents Desk



**F**ebruary already... This marks the start of our competitions for the year 2010. The ever popular 1 minute comp is on and from talking to members we should get a good number of entries. There is still time to shoot that short film and put your entry in. I know of some members who have shot and edited there production on the day of the meeting.. (myself included). Try not to leave it that late.....

**A**ustralia Day at Laurie Chesterfields home...A small number of members gathered on a hot and humid day which kept us all inside an comfortable air conditioned room. As usual Narelle cooked a wonderful meal (Pork, Lamb and Beef) along with salads and deserts from others. Its nice to be able to sit and have a good chat to members without the hassle of meeting commitments. The afternoon flew and it was time to leave. Thank you again Narelle and Laurie for a lovely afternoon with friends.

**F**ebruary is also the month where you can bring along that unwanted item and we will try and auction it off for you to other members. It's a bit of a fun night and as the saying goes "One mans junk is another mans treasure" Please only bring "Small Ticket Items" as most members don't carry hundreds of \$\$ with them.. A % of the sale price goes to the clubs fundraising account.

**W**e have had a number of members requesting an NVM Baseball type cap. Well good news folks, they are in production and we will have a quantity for sale at the March meeting.

**M**arch competition is our Novice Movie Night. The Novice Competition is open to members who have never won first place in any club or external competition. All productions in the Novice comp are limited to 10 minutes duration. New Members are encouraged to enter this as a stepping stone to the rest of the years comps. Have a go and Good Luck.

**M**arch meeting will also include a demonstration of Add-on software for your NLE packages. I have recently found a product that will allow the drawing of point to point animation for your travel project that interfaces with most current edit packages. This software also has 3D animation for text This is Free-Ware and available for download at the manufacturers site.

**Wayne Sexton**



## Club Photos



Mansel Williams showing us a new flexible camera with colour monitor for looking into hard to see places



Wayne Sexton displaying a small monitor and power supply for outdoor shooting plus a new dolly for mounting a tripod on smooth surfaces



Australia Day celebrations for our members and guests hosted at Laurie and Narelle Chesterfield

### **COPYRIGHT**

All articles and photos appearing in this magazine are subject to Copyright and may not be reproduced in whole or part without the author's consent. Enquiries regarding permission should in the first instance be directed to the Editor, Newcastle Video Moviemakers Inc.

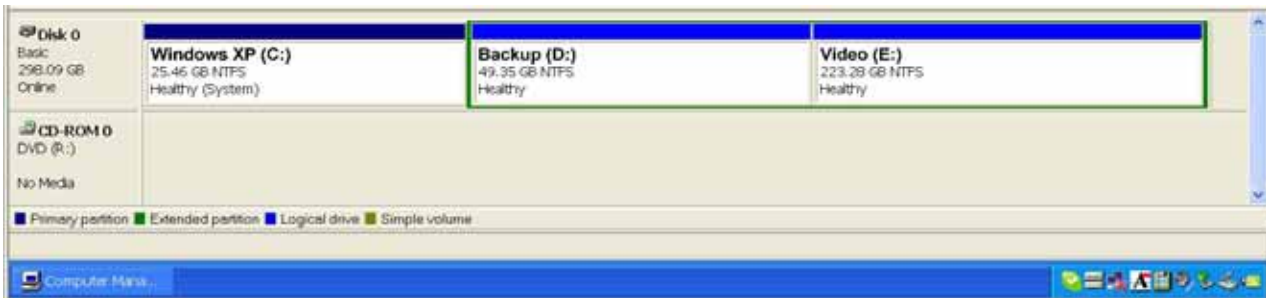
### **DISCLAIMER**

In regard to products, services and/or procedures which are either advertised or mentioned in this magazine, members should determine for themselves the reliability and/or suitability of these products for their own particular requirements. Newcastle Video Moviemakers inc., cannot accept responsibility for any products or service statement made herein and the opinions or comments by contributors are not necessarily the views of the club, its committee, its members or the editor.



# © Tech Topics with Joe Leon - February 2010

All Registered Names, Trademarks and Logos appearing in this article are subject of Copyright to their respective owners.



## Optimizing your PC for best Performance ...

I've seen many **PC** (Personal Computers) including those from Club members who did not know or were aware that their **PC** was not **optimized** for **Personal Use** or for **Video Editing** with **Laptop PC** being the worst setup of the lot. There is a logical solution which may require expert help.

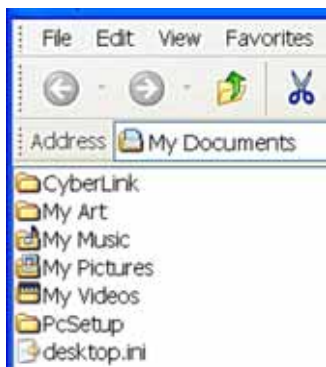
The image above shows how a single **HDD** (Hard Disc Drive) **PC** should be setup with **3 Partitions** for more efficient use and smooth operation. Ideally there should be **2 HDD** with the second **HDD** dedicated to **Video Editing**. Unfortunately most **Laptop PC** cannot take a **second HDD** and should use the single **HDD** recommendation.

## OS (Operating System) Partition (C:) ...

The **OS** could be **Windows XP**, **Windows Vista** or **Windows 7**. Regardless which **OS** you use the procedure is the same and you should follow the **Golden Rule** which is:

Install only **Required Programs** on the **OS Partition** (Usually **Drive C:**) and **Save** everything on any other **Partition** or second **HDD**.

The major offender is the **My Documents** Folder in which many **PC Users** store their **Data** be it **Documents**, **Images**, **Videos**, etc. I've worked on some **PC** where the **My Documents Folder** exceeded **60 GB** in size. **Digital Images** and **Video Clips** usually constituted the majority of the files.



My (**My Documents**) Folder is practically empty as I **Save** everything on other **Partitions** or **HDD** increasing efficiency and the **HDD** does not **Fragment** as much and does not need to be **De-Fragmented** as often either.

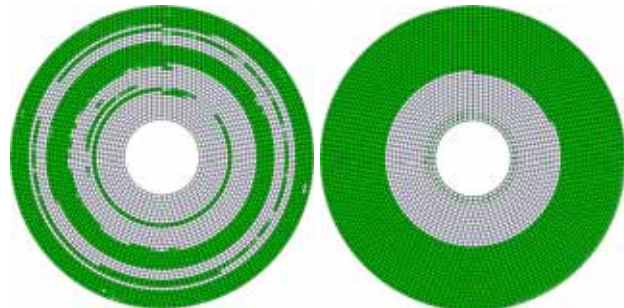


Image 1 ...

... Image 2

**Image 1** shows a highly **Fragmented Drive (C:)** with the Green sectors representing stored Data while the clear areas show empty Sectors. A Sector is basically a storage location which is divided into smaller blocks where the data is stored.

When an **Application** tries to **Write Data** to a **Fragmented Drive** it writes it to the first empty location it finds and then to the next and so on resulting in the Data not being written in sequential Sectors and being **Fragmented** in the process which can slow down the **PC** considerably.

**Reading Data** can be much slower as well having to go from location to location to retrieve the stored Data. Needless to say, **De-Fragging** a Drive should increase overall performance of the **PC**. **Image 2** shows a **De-Fragged Drive (C:)** which works faster because the Data has been re-arranged in a sequential order.

All **Windows OS** have a basic **De-Fragger** built in and they do a reasonable job. Both **Commercial** and **Freeware De-Fragmenters** are available which do a much better job and are easily found using Google. The Images above were taken of **UltimateDefrag** version **1.72** which is Freeware (Public Domain).

The more you use your **PC** the more often it should be **De-Fragged** to keep your **PC** running at its peak. About once a week for heavy users and less often for casual users should be OK. **To be Continued ...**

# IMAGINE YOUR FAVOURITE MOVIE OR TV SHOW WITHOUT THE MUSIC. IT JUST DOESN'T WORK, DOES IT?

What would a *Batman* movie be without the dark, brooding score? Where would *Napoleon Dynamite* be without its quirky soundtrack? The selection, timing and mixing of music are critical to the success of your project. They set the mood for current events and can even signal events to come. So it's worth focusing some time and effort on the sound mix. It doesn't matter whether you have a big budget or no budget, you can create equally powerful mixes using common tools and software you already own.

## Choose Wisely

Let's get the obvious out of the way first. Bluegrass music probably won't work for that skateboard video you're working on, any more than Screamo music works for a Jamaican tourism project. The subject helps define your range of musical choices. Fortunately, there are many buyout musical choices today. Some vendors even offer free downloads so you can sample their products. Styles cover the entire gamut of music from classical to rock, techno to country. Your task is to find the right pieces for the project. Often, the right choice is a variety of styles to suit the sections of your video. The list might include a theme for the beginning and end, some less-intense bed music for filler and some variations to accent specific segments in the project. Don't forget that contrast is powerful too. While your main theme may be cinematic in nature, complementing a chase scene with an upbeat country piece brings some levity and variety. Experiment with different cuts until you find the feel you want.

One innovation in recent years is the development of multitrack buyout music. Digital Juice, SmartSound and Sony each offer products that give the producer control over the elements and mix of the final musical product. Some offer timing and "mood" controls, while others allow the muting or export of individual tracks to use as you please. This offers several possibilities to the video producer. First, you have mixing options that rival much larger

## Timing Is Everything

Once you've established the right musical choices and variations, it's time to decide exactly where the pieces fit in your project. Music can guide the viewer to an appropriate emotion or response. Think about your favorite movie. Action scenes use bold, sweeping, high-intensity music. Romantic scenes employ sweet, often sappy music to sway your emotions. The common denominator is their timing. The simple choice is to place the appropriate music at the scene change. While this might work many times, you can also build the viewer's interest by building up to more aggressive music. Conversely, an emotional response can be created by a decrease in music volume and intensity.

Music doesn't always change at hard cuts or definite scene changes. Maybe the feel of the piece changes - for better or worse - during a scene. By using music to reflect the change, you help the viewers feel the change, bringing them into the project. This may sound touchy-feely and psychological, and that's because it is. Music is a powerful medium that evokes a response from the listener. It can enhance a good project and save a marginal one. Finding the perfect timing for your musical sections requires some trial and error, but you'll know when it's right.

## **Magic Mixes**

With the timeline roughed out, you can turn your attention to fine-tuning the mix. Whether you're using pre-mixed stereo tracks or creating your own mix from individual tracks, it's time to make friends with mixing. There are several ways to approach mixing for a video project. The most basic method is the basic mixer view included in most NLE packages. This tool offers a virtual version of a hardware mixer and provides a solid, static sound mix. You'll find sliders for each audio track, along with basic metering, pan controls and possibly some basic tone controls or other effects. Built-in mixers offer a quick, easy way to get a mix happening right now. The downside is its static nature - your mixes won't change over time.

The basic mixer may be fine for simple projects, but, if you need more control, consider using keyframes on the timeline. The music cuts live on one or more tracks on the timeline. To add a keyframe, select a track and move the cursor to the place where you want the change to occur. Set as many keyframes as necessary through the change, and move them up and down like individual volume controls. Using keyframes, you can create smooth fades, abrupt changes and even mutes. If this sounds tedious, it is, but keyframes offer a high level of control over the audio elements in your video project.

For the ultimate in control, you can mix and time the audio transitions in a multitrack digital audio workstation, or DAW. Most DAWs offer video import for reference. You synchronize the sound to the video, mix as needed and export the final mix back to your NLE. It requires extra steps, but, if you're more comfortable in the audio world, this solution might be the perfect fix.

## **Mix at Will**

It's fairly easy to demonstrate the nuts and bolts of mixing in the video world, but the final product is up to you. The finesse and art of mixing are all about balance - finding and maintaining a clear mix with all your elements. Find similar genres on TV or DVD, and use them as a guide. Listen closely, dissect their mixes and identify how they create their balance. Using the techniques we've outlined here, mix, listen and remix your own projects until you have something that resembles your reference material. Once you're comfortable with that, push a little further to find your own mixing voice. It's worth the time and effort to create something that stands out from the everyday.

## **Reference Material 101**

I love to watch *How It's Made* on the Discovery Channel (and the Science Channel, for you digital cable/satellite subscribers). If you ever need a reference standard for industrial training videos, this is definitely it. Each segment is tightly edited and contains only a narrator and some background music. The program often shows machines in action, and the music reflects this, leaning toward upbeat, mechanical synth-pop. The music always ducks neatly underneath while the narrator speaks and slides back up smoothly during action scenes. And the mix is near-perfect.



Plan your 2010 winter holidays to include Queensland's Sunshine Coast and the FAMM National Convention. The Sunshine Coast is liberally endowed with interesting attractions. Firstly there are the many well known beaches then destinations such as Etamogah Pub, The Ginger Factory, the Eumundi Markets, Noosa Everglades, Underwater World, the Majestic Theatre at Pomona and the very scenic hinterland which includes Kennilworth, Flaxton, Montville, Maleny and the Glass House Mountains. Take advantage of the beautiful autumn weather, the friendly natives and the companionship of like minded movie makers. All these factors combine to provide the perfect opportunity to "Make Movie Make Friends", do not let it pass.

*THE FEDERATION  
OF  
AUSTRALIAN MOVIE  
MAKERS Limited  
NATIONAL CONVENTION  
SUNSHINE COAST  
17<sup>th</sup> to 21<sup>st</sup> May, 2010*

Set on seven landscaped acres by the shores of Lake Doonella and the Noosa River the venue is a modern complex with attractive studio type bungalows. Australis at Noosaville, surrounded by wilderness, is near Tewantin and a short ferry ride along the Noosa River from the Noosa Heads precinct which is the centre of activity with outdoor cafes, fine dining restaurants and stylish boutiques just metres from Noosa Main Beach. A fifteen minute walk from Hastings Street leads to one of the most visited national parks in Australia, Noosa National Park. The Noosa area is a diverse region of spectacular coastal scenery, picturesque hinterland and the Noosa Everglades with its calm water and mirror like reflections that is a photographers paradise.

Traveling south down the coast from Noosa there are many renowned surfing beaches to visit or simply explore rock pools between Point Perry and Point Arkwright or follow the scenic trail to Point Arkwright lookout.

Maroochydore offers beach, riverside and shopping experiences, Sunshine Plaza Shopping Centre has a variety of speciality stores, cinemas, licensed cafes and restaurants.

Spectacular views of the beach can be seen from Alex Bluff when approaching Mooloolaba which is a thriving dining and shopping precinct. A hundred metres or so away explore Mooloolaba Wharf and come face to face with the sea creatures at Underwater World.

Caloundra the southern most area has many glorious beaches to surprise the visitor.

The Sunshine Coast hinterland is easily accessed from all the coastal centres. Discover the charm of Montville, Maleny and the Glass House Mountains.

Australia Zoo has recently topped the tourism award list for best attraction in Australia. Come and get a thrill out of watching the activities and even feed the elephants.

There is a large range of restaurants and cafes right opposite the Australis (with delivery service available) located just 150 metres away at the picturesque Noosa Marina. Alternatively choose one of the 183 restaurants in the Noosa area with some of the best situated on Gympie Terrace which is in walking distance.

### **Convention Program**

#### **Monday, May 17<sup>th</sup>**

Afternoon "Registration of Conventioneers  
Evening " Own meal for dinner  
" Social Gathering, finger food, buy own drinks.  
" Welcome and Official Opening, Bridport Convention  
" Movie, One Minute Movies, 30sec Promo moives from  
" clubs & old FAMM movies.  
" Announcements and supper.

#### **Tuesday, May 18<sup>th</sup>**

Morning" AGM Business Sessions  
Lunch" provided  
Afternoon "Speaker David Halliday and Keynote Speaker Steve  
" Gottormsen, Bond Uni, Teaching Fellow.  
Evening " Own meal for dinner.  
" Best of the Rest Movies. Announcements and Supper.

#### **Wednesday, May 19<sup>th</sup>**

Day Trip " Choose - Australia Zoo (buy own food)  
" or Noosa Everglades (food included)  
Evening" Convention Dinner, Storytellers entertainment,  
" Presentation of Trophies, speeches and hand over to new  
" President

#### **Thursday, May 20<sup>th</sup>**

Morning " Kayte New nds Actors Stage to Screen Workshop  
Lunch " provided  
Afternoon "Kayte New nds Actors Script to Screen Workshop  
Evening " Dinner provided  
" Five Best Movies program, Presentation of Federation  
" Shield. " Announcements and Supper

#### **Friday, May 21<sup>st</sup>**

Morning " Q & A Problem Solving  
" Noosa Museum Presentation  
Lunch " Provided  
Afternoon "Scenic Trip to Majestic Theatre for Movies

**Full Brochure available at club nights**

**Fridge Magnets** **Accolades** **Awards & Trophies** **Pens** **Coffee Cups**

**AWARDS & TROPHIES** **BEER COOLERS** **DELIVER ALL OVER**

**Beer coolers** **Deliver all Over** **Ph/Fax (02) 49324982**

**Trophies** **www.maitland.bmr.com.au/accolades** **Name badges**

**mike@maitland.bmr.com.au**  
Unit 5/6 Johnson St  
Maitland 2320

**Patrick Gibbons**  
*(Chair of Lions Club)*

**PGJC**  
**Maureen**

**Accolades** **Awards & Trophies**

**Unit 5/6 Johnson St Maitland. 2320.**  
**TROPHIES PLAQUES MEDALS**  
**FRIDGE MAGNETS MUGS**  
**NAME BADGES T-SHIRTS**  
**PENS STUBBIE HOLDERS**  
**KEYRINGS**

**mike@maitland.bmr.com.au**  
**www.maitland.bmr.com.au/accolades**  
**PH/FAX: (02) 4932 4982**

**Large selection of Broadcast Quality CD's.**

**AVP**  
**Copyright FREE**  
**MUSIC**

**Music written Specifically for Video and Professional Use. (No Royalty or copyright fees)**

**Ph : (02) 47516975 Fax : (02) 47517678**  
**email : weaver@pnc.com.au**

**"The Cassie Carers"!**

Barry and John of Digital Video Systems (DVS) are Casablanca dealers and are passionate about all things video. We don't observe standard business hours so contact us any time, 24/7.

We are happy to discuss any aspect of video with you and are not in it merely for the "dollar". If we can't answer your question "off the cuff" we will as sure as hell make every effort to find out and get back to you.

**The Casablanca II range - Solitaire, Prestige, AVIO and the Claro.**

The **Claro** is the latest system to be released and the first to be priced under \$2,000 (incl. GST). For Video Club members, DVS will be absorbing freight costs on Casablanca systems until further notice. The specifications will astound you. 120 gb hard-drive means around 7 hours of native DV quality video. 256 mb of RAM enabling the use of the largest hard drives available (commonly 300 gb at the moment). Comes loaded with the latest SmartEdit software (currently V. 4.2c) and the latest DVD authoring software (DVD Arabesk V2.3a).

Ask about the special software offer available with the Claro - packs normally retailing for around \$1,074.00 can be bundled with the Claro for an additional \$499.

**Claro Pro-Pack - normally priced at \$526.00**  
**Font Pack 1 and 2 - normally \$81.38 each (\$162.76)**  
**Motion 3d effects - normally \$192.69**  
**Title Effect Pack 1 - normally \$192.69**  
**Total value \$1,074.00 (for the special price of \$499)**

**Brochures are with your Librarian so please check it out. Alternatively, email or phone us for full details.**

Like a demo? Contact us and we will see what we can arrange!

**Barry Hugg - telephone 02 61614512 - mob. 0417 044613 or email bhugg@netspeed.com.au**

**John Johanson - telephone 02 82350145 - mob. 0408 350145 or email john@dvs.com.au**

 **Casablanca II Claro**

**CLUB MEETINGS**

**WHEN:** The first Wednesday of each month except October at 7.30pm  
**WHERE:** Wallsend Community Health Centre Meeting Room.  
Behind Wallsend Hospital, Nash Street Wallsend.  
(Map ref: UBD 17-L9)

**CORRESPONDENCE TO:**  
The Secretary,  
NEWCASTLE VIDEO MOVIE MAKERS Inc  
PO Box 759 CHARLESTOWN NSW 2290

**Committee meetings:** These are held on the Tuesday following the club meeting each month at a committee member's home in rotation. All members are welcome to attend, however a courtesy call to the committee member concerned would be appreciated.

	<b>Contact Us</b>		
<b>President/Tech. Officer</b>	Wayne Sexton	49545733	wgjs@optusnet.com.au
<b>Vice President</b>	Laurie Chesterfield	4965 6449	ln.chesterfield@idl.net.au
<b>Treasurer</b>	Mark Owens	49693117	mowens@y7mail.com
<b>Secretary</b>	Kathy Prior	49451786	klprior@ozemail.com.au
<b>Editor</b>	Ralf Jorg	49336931	ralfjorg@hotmail.com
<b>Committee</b>	Mike Creevey	49684054	
<b>Committee</b>	Alexandra Maxwell		
<b>Committee</b>	Laura Owens	49693117	lowens@exemail.com.au
<b>Committee</b>	Geoff Peel	49680977	newo@bigpond.com.au
<b>Committee</b>	Peter Reeves	4952 5651	
<b>Committee</b>	Ken Ross	49546635	s.ross3@bigpond.net.au
<b>Committee</b>	Kate Surdyka		katerolla@gmail.com
<b>Public Officer</b>	Bob Cook	4926 1117	bobcook@pacific.net.au
<b>NSW FAMM Delegate</b>	Col Marshall	49600313	colin_m@mysoul.com.au